

BED-EDGER

CREATE A PERFECT LAWN EDGE



edge styler

ELIET[®]

In harmony with nature



edgestyler

FOR PERFECT LAWN EDGING

Eliet, inventor of the Edge Styler and winner of the prestigious bronze prize at the 1996 Agribex international agricultural fair in Belgium, is proud to introduce its new Edge Styler for 2009. Our latest design is extremely maneuverable and user-friendly. Not only can you make perfectly straight edges but also nice winding beds, so that in landscape design nothing is impossible anymore. This new equipment will revolutionize the maintenance of golf bunkers.

SAFETY FIRST

Safety is an integral part of Eliet's design concept. As with all Eliet equipment, the Edge Styler is extremely safe to operate. Our oscillating blade cuts soil as well or better than fast-spinning blades or rotating string machines, and without throwing dirt and stone projectiles. Once the blade comes out of the soil it doesn't move anymore. This safety feature, combined with the oscillating blade motion and the way the Edge Styler hugs the earth, makes operation safer for the operator and minimizes danger to bystanders.



ELIET Edgestyler PRO

ELIET Edgestyler STD

ELIET

RESPECT FOR THE ENVIRONMENT

With its efficient oscillating cutting motion, the Edge Styler doesn't need a lot of power to do the job, so the engine runs at a low 2800 rpm, still providing more than enough power for both propulsion and cutting. This saves on gas and reduces noise.



VERSATILITY

Throughout the year, the Edge Styler can do many different jobs—major maintenance after the long winter period, and regular upkeep of your manicured lawn in spring and summer. Same for the end of the season when edges show signs of damage from weekly mowing. The Edge Styler is unparalleled at maintaining your lawn with safety and accuracy. During the mowing season, lawn mowers don't cut grass at the edge. For this job you can use a brush cutter or spinning wire trimmer, risking flying debris, or you can mount reciprocator blades on your Edge Styler. Instead of a wire trimmer or sidewalk edger, use your Edge Styler in safety anywhere, anytime, even in a crowded area. Last but not least, you can use the Edge Styler to make small trenches to put wires or hoses in the ground.



CUTTER MECHANISM

Eliet does not use chains or other wear-sensitive or high maintenance parts. This increases durability and reliability of your equipment. In concrete terms, the hinge-point for the cutter head is lined up with the shaft that moves the cutter. The benefit is that the cutter movement places no stress or functional interference on the lift of the cutter head. This unique design brings maneuverability and balance to the edger, enhancing the user's ergonomic comfort.

EDGESTYLER STD/PRO PROPERTIES




CHOICE OF BLADES

The Edge Styler was especially designed to mechanize the job of forming neat lawn edges. Our technique is to cut the soil in the manner of a spade. The blade actually makes a horizontal cutting movement that takes away a small piece of sod and leaves a polished edge face. The new design from our edger features a fast and easy way to change the blade without tools.

Depending on the type of blade the machine can perform other tasks, too:



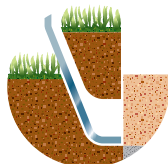
Standard blade Normally, you will use a standard blade for free edges. The blade is available in different lengths. The blade has a “wing” (angled blade extension) that immediately pushes the sod to one side. You will notice that the blade has a horizontal blade surface. This ensures the edge is cut off horizontally as well as vertically.



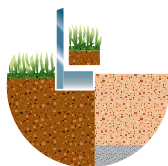
Vertical blade If your lawn is gradually starting to take over the terrace and you want to put some order back into your garden, the ELIET Edge Dresser provides you with the ultimate alternative. With this vertical blade, you can cut away the part of your lawn that is overgrowing. Afterwards, you can easily use a spade to lift away the loose sod from your terrace.



U-shaped blade If you wish to install an irrigation system or bury an electric cable under your lawn, ELIET offers a U-shape blade perfectly suited for making a temporary channel while causing minimum damage. When installation is complete, the trench can be filled in with the original sod plug.




Angular blade If your lawn extends to your terrace or garden path, and you wish to create or remake the gap between these and your lawn, you need an angular blade. The ELIET Edge Dresser enables you to perform this work easily.



Sidewalk blade This is the ideal blade to cut adjacent to sidewalks or along a patio. The blade cuts a strip of sod and lifts it up, leaving a neat finish.



Golf bunker blade This blade allows you to cut a high edge around sand traps or bunkers. For this application, you can also offset the handle, which eases the operator's task on sloping terrain.



Wire/cable trenching blade For dog fencing and robot mowers, you will need to bury a cable to define the track limits. With this special blade and coil holder, you will be able to bury the cable approximately 2” inches deep without damaging the surface terrain. This feature is only available on the Pro model.



WIRE TRENCHING KIT

In anticipation of the growing market for robot mowers and dog fencing, the Eliet Edge Styler comes with a kit that will dig a perfect wire trench two to three inches deep.



STUDED WHEELS

A football player wears studded shoes in order to better grip the field of play. Eliet's Edge Styler features chunky studded wheels that provide a sure grip even when the turf is wet. Our wheels are made of rubber to prevent damage during repositioning, with cone-shaped studs to reduce rolling soil build-up.

BLADE ENGAGEMENT PEDAL

To engage the blade into the soil, Eliet provides an easy-to-depress insert pedal, mounted on the right side of the edger. You simply step on the pedal with a gentle push of your foot, ratcheting the blade down to the desired cutting depth.



FREE STYLE CURBING

Landscape architects are adding more and more curves in the design of lawns. The Edge Styler handles both straight-line and intricately curved edges with ease. Two features make this possible:

The edger is propelled by its two main wheels. Two wheels give better sideways stability, yet allows for extreme maneuverability. The third, rear wheel swivels so as not to negatively impact the maneuverability, yet provides increased comfort and ease of operation.



EDGESTYLER STD/PRO PROPERTIES

SWIVEL WHEEL

The third wheel is a swivel wheel and does not impact the maneuverability, but was added to increase the operator's comfort while in use. The oscillating cutting blade is aligned with the front wheel shaft, which enhances the precision of the work and makes it easy to follow curves.

The Pro model is equipped with rear wheel lock, making long, straight edges easier.

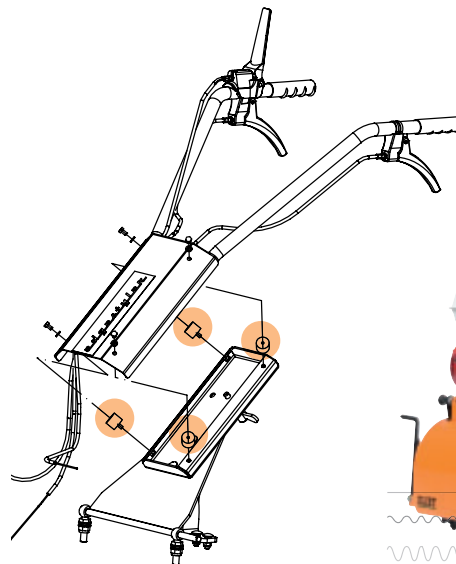


PROPELLING

When the cutting blade goes forward, the propelling motion of the wheels helps the cutting. When the blade goes backwards the wheels keep going and absorb vibration. It is easy to engage the propelling action with the lever on the handle.

LOW VIBRATION

Eliet's unique cutting action is derived from oscillating movement of the blade. In addition, we have achieved a perfect balance between weight allocation on the wheels and the inertia of the machine. The gravity center is very low, at the same level as the blade rod. By law of physics, the energy of the cutting pulse follows the easiest path—the blade imparts its energy into the soil, instead of shaking the machine.



The pulse-cutting frequency is a low 15 Hz, fully absorbed by 210lb. mass of the machine, which means vibration is reduced to a minimum.



On the Pro version, we added 4 shock absorbers on the handle to decrease high frequency vibrations.



GUIDE

When a lawn edge is damaged or eroded, you lack a reference to cut your new edge. In these situations it is appropriate to use a string or cord as a guide line. Our guide, mounted on the front of the edger, makes it easy to follow your guide line.

(The guide is standard on the Pro model and an option on the basic model)

SPEED CONTROL (VARIABLE SPEED*)

It is important to operate at the right speed, depending on the job and soil conditions. Ellet's design incorporates a two-stage reduction gearbox that reduces the incoming 2800 rpm by a ratio of 54:1! When you first engage the drive, the wheels turn slowly, avoiding spinning. The machine's speed then progressively increases to just under 1 mph (0.6mph), the ideal speed to redefine a bed. The large cast-iron wheels are encased in studded rubber, with a footprint that mimics football shoes. Like a football player on turf, the Edge Styler maintains its grip on the soil so you can make sharp, precise cuts. The machine is sure-footed even at the beginning of the season and in the fall when the soil is wet, avoiding spinning and damage to the turf.

The Pro model is equipped with a variable speed control lever on the handle which allows the operator to increase the speed by 30% (for long straight-aways).



ADJUSTABLE HANDLE

The Ellet Edge Styler Pro adjustable, ergonomic handle provides operator's with unparalleled comfort. We've already mentioned our efforts to reduce vibration to a minimum. Adjusting the handle to the ideal working position prevents physical strain your arms, back, and legs during lengthy jobs. And in some situations, you'll find the ability to offset the handle left or right is very convenient.

ANTI-DEVIATION (TRACKING) DISC

During the redefining of an edge, the shape of the blade can sometimes tend to push the machine sideways. The Edge Styler Pro is equipped with a tracking (anti-deviation) disc to prevent this. This serrated disc can be dropped down into the soil and will keep your edger going straight. The disc is standard on the Pro model and is an option on the basic model.



TECHNICAL DATA



PERFORMANCE

	STD	PRO
Engine selection	4,0 HP Honda GC135	4,0 HP Honda GX120
Blade thickness	steel 3 mm	steel 3 mm
Blade speed	1000 cycl./min	1000 cycl./min
Driving speed (km/h)	0.9 km/h.	adjustable between 0.9 & 2,5 km/hour.
Dept adjuster	depending on blade type	depending on blade type
Wheels (ØxW/material)	traction wheels 260x100 mm / 10x4 inch swivel wheel 200x50 mm / 8x2 inch	traction wheels 260x100 mm / 10x4 inch swivel wheel 200x50 mm / 8x2 inch
Transmission	rod with bearing belt transmission for knife belt transmission for wheeldrive	rod with bearing belt transmission for knife belt transmission for wheeldrive
Height adjustable handle	-	✓
Offset adjustable handle	-	✓
Anti-vibration handle	-	✓
Tracking Disc	option	✓
Guide	option	✓

DESIGN

Dimensions (LxWxH in mm/inch)	1250x540x915 mm	1250x540x915 mm / 50x22x37 inch
Weight	82 kg	92 kg / 203 pounds

OPTIONS

U-form blade	✓	✓
Angular blade	✓	✓
Blade Golf Bunker	✓	✓
Sidewalk blade	✓	✓
Vertical blade	✓	✓
Wire trenching blade	-	✓
Weight (max.88 lbs.)	-	✓
Bracket for weight	-	✓

The Edge Styler is a design of the Eliet Creative Lab™



MADE IN BELGIUM



RESPECT FOR NATURE

Eliet Edge Styler is powered by:

HONDA



The unique concept of the Eliet Edge Styler was rewarded with the Bronze Spike innovation award at the international agricultural and horticultural show Agribex (Belgium) in 1996.

Visit us on the web at www.elieta.com to see our complete line of products.



Seeder



Overseeder



Side walk edgers



Power rakes



Chipper shredders



Blowers vacuum

ELIET®

ELIET Europe nv
Diesveldstraat 2
B-8553 Otegem, België
Tel. +32 (0)56 77 70 88
Fax +32 (0)56 77 52 13
info@eliet.eu
www.elieta.com

**USA
ELIET USA INC.**
3361 Stafford Street
Pittsburgh, PA 15204
Phone + 1 412 367 5185
Fax +1 412 774 1970
info@elieta.com
www.elieta.com

your dealer: